



North America	Europe	Asia Pacific	China	Japan
<b>Aromat Corporation</b>	<b>Matsushita Electric Works</b>	<b>Matsushita Electric Works</b>	<b>Matsushita Electric Works</b>	<b>Matsushita Electric Works, Ltd. Automation Controls Group</b>

## Matsushita Electric Works

Please contact our Global Sales Companies in:

Europe		
▶ Europe	<b>Matsushita Electric Works (Europe) AG</b>	Rudolf-Diesel-Ring 2, D-83607 Holzkirchen, Tel. (08024) 648-0, Fax (08024) 648-111, <a href="http://www.mew-europe.com">www.mew-europe.com</a>
▶ Austria	<b>Matsushita Electric Works Austria GmbH</b>	Josef Madersperger Straße 2, A-2362 Biedermansdorf, Tel. (02236) 26846, Fax (02236) 46133, <a href="http://www.matsushita.at">www.matsushita.at</a>
▶ Benelux	<b>Matsushita Electric Works Benelux B.V.</b>	De Rijn 4, (Postbus 211), 5684 PJ Best, (5680 AE Best), Netherlands, Tel. (0499) 372727, Fax (0499) 372185, <a href="http://www.matsushita.nl">www.matsushita.nl</a> , <a href="http://www.matsushita.be">www.matsushita.be</a>
▶ France	<b>Matsushita Electric Works France S.A.R.L.</b>	B.P. 44, F-91371 Verrières le Buisson CEDEX, Tél. 01 60135757, Fax 01 60135758, <a href="http://www.matsushita-france.fr">www.matsushita-france.fr</a>
▶ Germany	<b>Matsushita Electric Works Deutschland GmbH</b>	Rudolf-Diesel-Ring 2, D-83607 Holzkirchen, Tel. (08024) 648-0, Fax (08024) 648-555, <a href="http://www.matsushita.de">www.matsushita.de</a>
▶ Ireland	<b>Matsushita Electric Works UK Ltd.</b>	Irish Branch Office, Waverley, Old Naas Road, Bluebell, Dublin 12, Republic of Ireland, Tel: (01) 4600969, Fax: (01) 4601131, <a href="http://www.matsushita.ie">www.matsushita.ie</a>
▶ Italy	<b>Matsushita Electric Works Italia s.r.l.</b>	Via del Commercio 3-5 (Z.I. Ferlina), I-37012 Bussolengo (VR), Tel. (045) 6752711, Fax (045) 6700444, <a href="http://www.matsushita.it">http://www.matsushita.it</a>
▶ Portugal	<b>Matsushita Electric Works España S.A.</b>	Portuguese Branch Office, Avda 25 de Abril, Edificio Alvorada 5ºE, 2750-512 Cascais, Portugal, Tel. (21) 4828266, Fax (21) 4827421
▶ Scandinavia	<b>Matsushita Electric Works Scandinavia AB</b>	Sjöängsvägen 10, 19272 Sollentuna, Sweden, Tel. (08) 59476680, Fax (08) 59476690, <a href="http://www.matsushita.se">www.matsushita.se</a>
▶ Spain	<b>Matsushita Electric Works España S.A.</b>	Parque Empresarial Barajas, San Severo 20, E-28042 Madrid, Tel. (91) 3293875, Fax (91) 3292976, <a href="http://www.matsushita.es">www.matsushita.es</a>
▶ Switzerland	<b>Matsushita Electric Works Schweiz AG</b>	Grundstrasse 8, CH-6343 Rotkreuz, Tel. (041) 7997050, Fax (041) 7997055, <a href="http://www.matsushita.ch">www.matsushita.ch</a>
▶ United Kingdom	<b>Matsushita Electric Works UK Ltd.</b>	Sunrise Parkway, Linford Wood East, Milton Keynes, MK14 6LF, England, Tel. (01908) 231555, Fax (01908) 231599, <a href="http://www.matsushita.co.uk">www.matsushita.co.uk</a>

North & South America		
▶ USA	<b>Aromat Corporation Head Office USA</b>	629 Central Avenue, New Providence, N.J. 07974, Tel. 1-908-464-3550, Fax 1-908-464-8513, <a href="http://www.aromat.com">www.aromat.com</a>

Asia		
▶ China	<b>Matsushita Electric Works Ltd. China Office</b>	2013, Beijing Fortune, Building No. 5, Dong San Huan Bei Lu, Chaoyang District, Beijing, Tel. 86-10-6590-8646, Fax 86-10-6590-8647
▶ Hong Kong	<b>Matsushita Electric Works Ltd. Hong Kong</b>	Rm1601, 16/F, Tower 2, The Gateway, 25 Canton Road, Tsimshatsui, Kowloon, Hong Kong, Tel. (852) 2956-3118, Fax (852) 2956-0398
▶ Japan	<b>Matsushita Electric Works Ltd.</b>	1048 Kadoma, Kadoma-shi, Osaka 571-8686, Japan, Tel. 06-6908-1050, Fax 06-6908-5781, <a href="http://www.mew.co.jp/e-acg/">www.mew.co.jp/e-acg/</a>
▶ Singapore	<b>Matsushita Electric Works (Asia Pacific) Pte. Ltd.</b>	101 Thomson Road, #25-03/05, United Square, Singapore 307591, Tel. (65) 6255-5473, Fax (65) 6253-5689

## Matsushita LightPix AE10



# LightPix – The Revolutionary Vision Sensor

For 100% Quality Assurance and Factory Automation

**LightPix**  
AE10



- Exceptionally easy to use*
- Fast two-dimensional inspection, recognition and measurement*
- Flexible concept*
- Various inspection functions including colour processing*
- Integrated LED light*
- Cost-effective solution*

# LightPix AE10

## Machine Vision – as easy as a Photoelectric Sensor



### Mount, connect, inspect

The LightPix AE10 is as easy to use as a photoelectric sensor. With its small LCD colour display, setting up your inspection application is like child's play. The Main Unit includes LED lights and all optical parts, simplifying installation. Furthermore, the Operation Unit offers a bright and easy-to-read colour LED display, which facilitates quick and intuitive teaching.



### Learning at the push of a button

LightPix AE10 can be taught to detect potential product defects by using the automatic "Teach-In" mode. In only three steps, you teach AE10 a new inspection task, including the appropriate lighting settings. This requires no expert knowledge and takes less than 5 minutes.



### Modularity

Twelve different Main Units offer you the optimum solution for your individual inspection task. These units differ in their field of view, installation distance and inspection program. Each unit can function independently or be used in combination with an Operation Unit and a Finder Unit.



### The best of both worlds

Conventional photoelectric sensors are often too unreliable, even for easy inspection applications. This is caused by their punctiform working principle and restrictions with respect to changing or poorly reflective surfaces. On the other hand,

the alternative – a Machine Vision System – often proves oversized or uneconomical. In such cases, LightPix AE10 is just the right tool since it combines the best of both worlds: it is fast, reliable and cost-efficient.


### More than 60 parts per second

A fast CMOS colour chip and an optimised RISC processor provide the AE10 with a response time of just 15ms. Therefore, it can also be used on high-speed production lines without slowing down the overall processing time.



### 0.1mm resolution

A sensing element that detects 100,000 pixels enables the AE10 to attain a resolution of up to 0.1mm. Hence the AE10 can detect and differentiate the minutest of quality gradations. Compared to conventional photoelectric sensors, detection is also much more stable.



### Cost-effective

AE10 is also an attractive solution cost-wise, and not just because it is reasonably priced: you save time on installation and learning how to use it. As a modular and complete product, AE10 will produce no further costs for hardware or software.




# LightPix AE10

## Functions and applications

### Reality is not black and white colour

Most vision sensors process only binary or grey-level data. This is sufficient if the errors to be detected appear with enough contrast in the image. LightPix AE10, however, can also detect colour, thus broadening the application range significantly: e.g. sorting by colour, presence checking of certain colours, distinguishing product types by colour, object identification, etc.



### Function 1: Colour extraction

#### Mode 1: Area Measurement

AE10 measures the area of a certain registered colour and judges the result based on predefined upper and lower area limits.



**Applications:**  
Sorting, presence checking, type differentiation.

#### Mode 2: Colour discrimination

Up to 7 colours can be registered in the AE10. It detects which colour is closest to the inspected one.

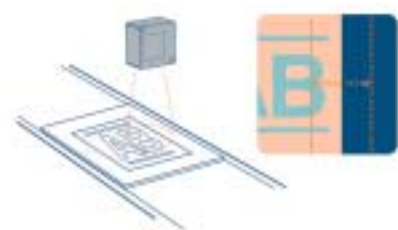


**Applications:**  
Colour checking, type differentiation, sorting, presence checking

### Function 2: Edge/Position Detection

#### Mode 1: Edge detection


AE10 detects the position of a horizontal or vertical edge and outputs its co-ordinates via the RS-485 interface.



**Applications:**  
Presence checking, size/level measurement, position detection

#### Mode 2: Corner detection

Based on the intersection point of two edges, the position of the corner is detected and its position output.

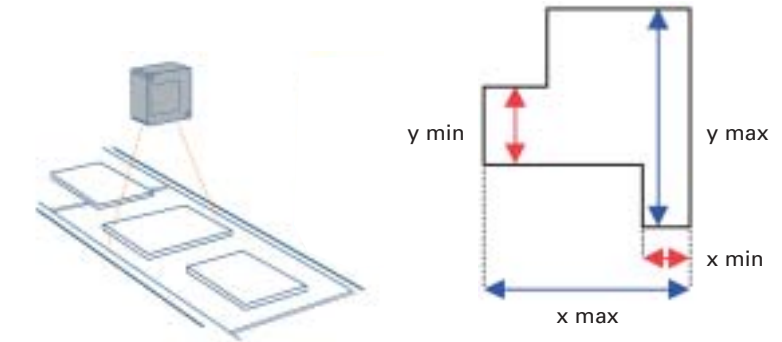


**Applications:**  
Assembly check, position detection.

### Function 3: Size Measurement

AE10 detects the min. and max. dimensions in horizontal and vertical directions and outputs the results via the serial interface.

**Applications:**  
Dimensional check, position inspection, type differentiation



### For which applications is LightPix AE10 especially well suited?

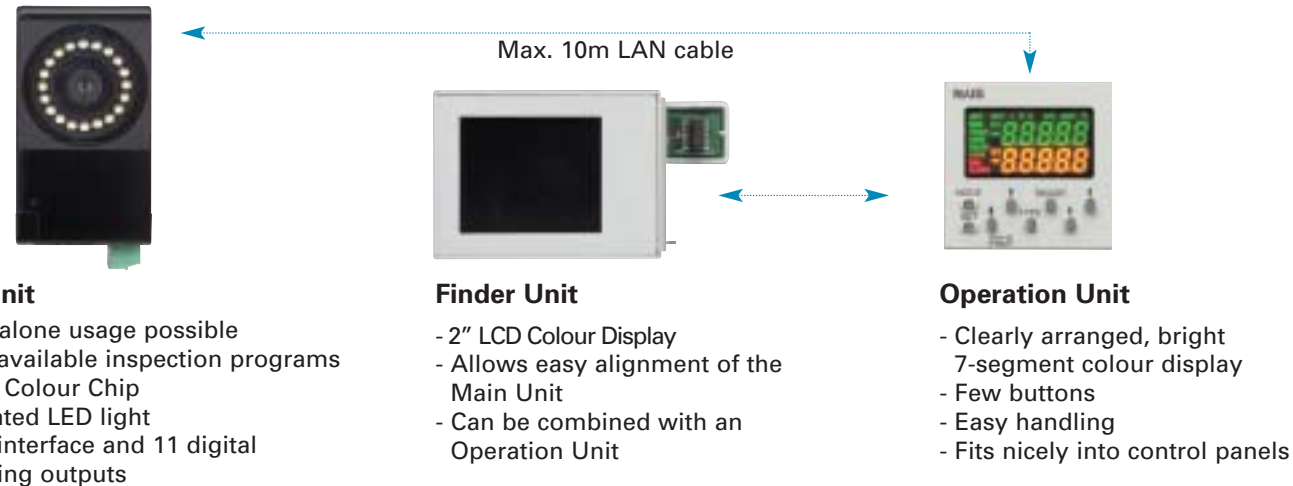
The range of possible applications for AE10 starts where conventional photoelectric sensors start to work unreliably. The adjacent table provides an overview of typical inspection applications.

	Conventional Sensor	Vision-Sensor LightPix AE10
Area (non-point) inspection	--	++
Changing position of an object	--	++
Object with poor reflectance (e.g. black rubber)	-	+
Changing size of an object	-	++
Changing object surface (e.g. shiny/matt)	--	+
Changing object colour	-	++
Objects with complex surface conditions (e.g. film, blister)	-	+

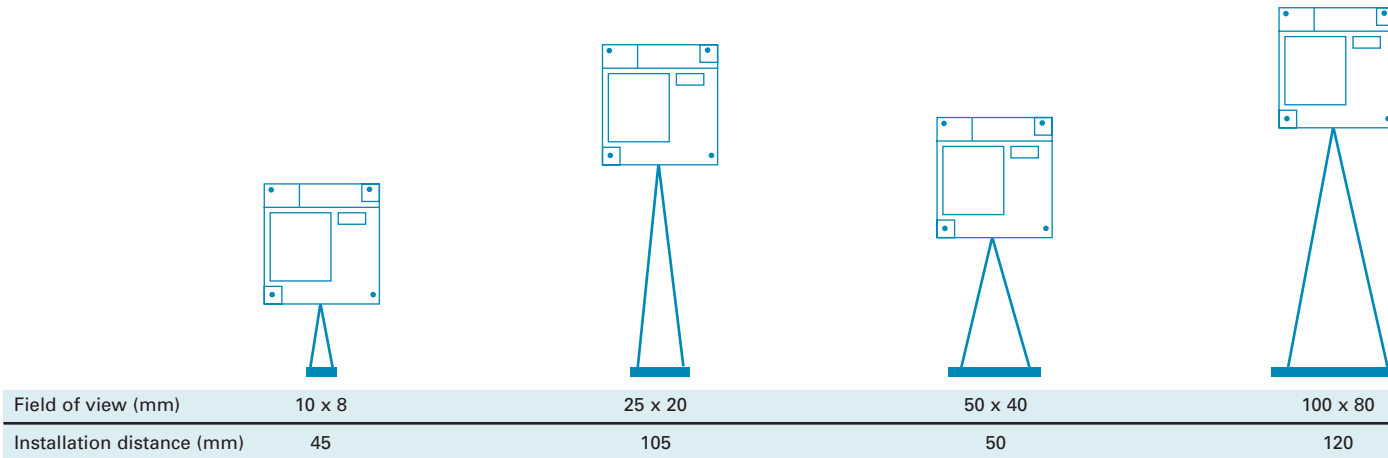
# LightPix AE10

## Flexible System

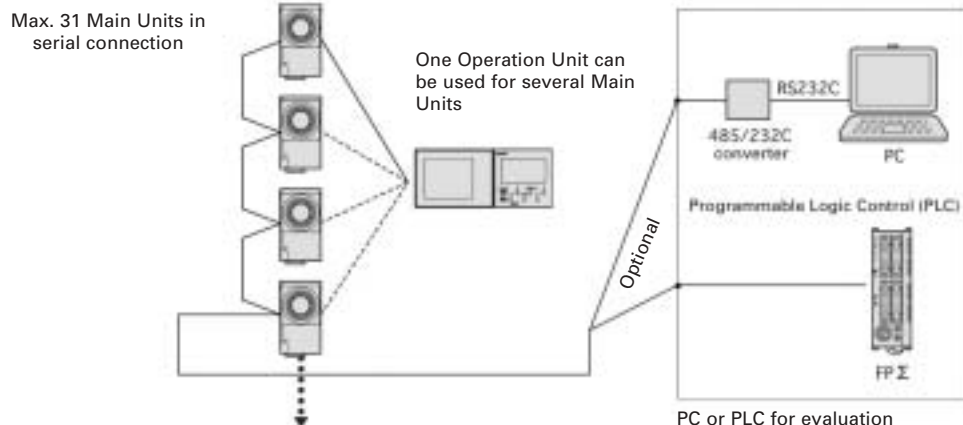
### Cleverly modular



### Main Unit – available with four different fields of view/installation distances



### Networking



# LightPix AE10

## Technical Specification

### Main Units

	ANE101x	ANE102x	ANE103x	ANE104x
<b>Inspection program</b>	<b>Alternatively Colour Extraction, Edge Detection or Size Measurement <sup>1)</sup></b>			
Response time	15ms (HIGH), 25ms (MIDDLE), 40ms (LOW)			
Installation distance (mm)	45 ± 2.5	105 ± 5.5	50 ± 5.5	120 ± 12
Field of view B x H (mm)	10 x 8	25 x 20	50 x 40	100 x 80
Resolution (mm)	0.1		0.2	0.5
Sensing element	CMOS (colour), 352 x 288 pixels			
Integrated light	LED, white			
Exposure time	Shutter timing and interlock			
Interfaces	RS-485			
	Serial (screw terminals)	9600 / 14400 / 19200 / 38400 / 57600 8 Bit ASCII, half duplex		
	Parallel (D-Sub, 15-pin)	6 input points (photocoupler, max. 30VDC) for trigger, mode change, type change, device setting 5 output points (PhotoMOS) for judgement output, ready and alarm		
To the operation unit	Proprietary interface			
Operating voltage	24VDC ± 10%			
Current consumption	< 0.7A			
Housing material	Plastic			
Ambient temperature	0°C to 40°C (usage), -20°C to 60°C (storage)			
Weight	Approx. 300g			

### Inspection programs

		ANExxx0
<b>Inspection Program</b>		<b>Colour Extraction</b>
Colour Resolution		12 colours
Functions	1. Area measurement: 2. Colour discrimination:	Measures the area of a certain colour Discerns which registered colour is closest to the inspected one

		ANExxx1
<b>Inspection Program</b>		<b>Edge/Position Detection</b>
Resolution		Like Main Unit
Functions	1. Edge detection: 2. Corner detection:	Detects the position of an edge in horizontal and vertical position Detects the intersection point of two edges

		ANExxx2
<b>Inspection Program</b>		<b>Size Measurement</b>
Resolution		Resolution of the Main Unit multiplied by 2
Functions		Measurement of horizontal and vertical dimensions

<sup>1)</sup>One inspection program per Main Unit

# LightPix AE10

## Technical Specification

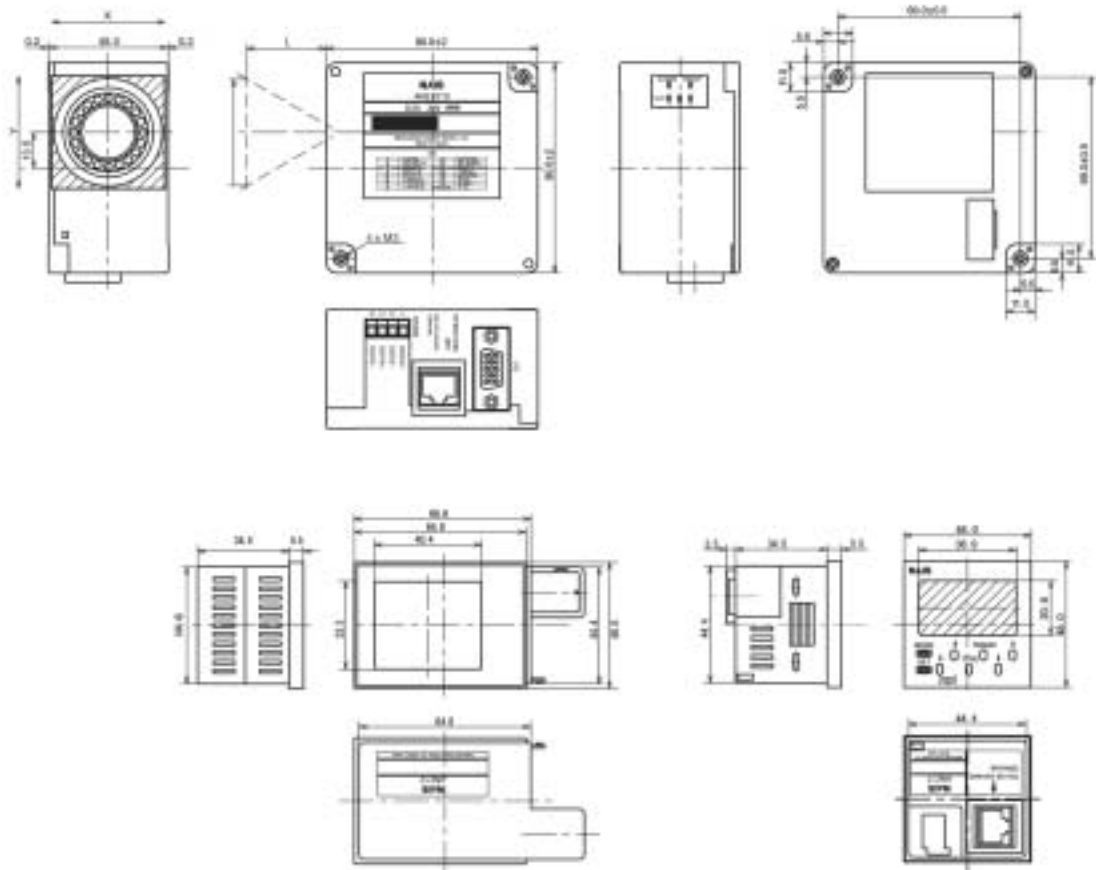
### Operation Unit

	ANE11
Display	7-segment, 3 colours
Setting functions	Mode, SET, Parameter, Type, Trigger, UP/DOWN
Housing material	Plastic
Weight	Approx. 200g

### Finder Unit

	ANE12
Display	2-inch colour LCD
Backlight life	40,000h (at 25°C)
Housing material	Plastic
Weight	Approx. 200g

### Dimensions



# LightPix AE10

## Related Products



### Compact Machine Vision Systems Imagechecker A100/200

For more sophisticated applications, the A-Series is the next step. With its dimensions of just 120 x 40 x 70mm, the A-Series Imagechecker is one of the smallest of its kind. It allows high-speed, dual-camera processing (A200) with a robust and mature stand-alone hardware.



### Colour Image Processing Systems AX30/AX40

Once colour-related product failures require detection, AX30/AX40 is the perfect solution. It evaluates the images of up to two cameras with respect to minute colour differences, checks objects' features, measures dimensions, compares patterns and much more.




### PC-based Machine Vision

P400 and P400S Imagecheckers represent the next generation of PC-based Machine Vision. The systems are user-friendly and offer multiple functions for a wide range of sophisticated industrial inspection applications. High-end solutions materialise with a simple mouse-click.



### High-End Machine Vision: Imagechecker AG50

One of the most demanding Machine Vision applications is the surface inspection of discrete parts. The Imagechecker AG50 is an extremely powerful device that solves such complex tasks quickly, reliably and with precision.



### Sensors

SUNX is the brand name for our sensor products. Whatever type of sensor is required, our wide product range offers you the right solution.



### Programmable Logic Controllers

Programmable Logic Controllers from Matsushita represent "Control advantages" that pay for themselves right from the start.



### Human Machine Interfaces

Our compact size, bright and easy to read Human Machine Interfaces can be used to visualise inspection results. Touch panels can even replace the standard keypad if you so desire.



### Power Supplies

Our DIN-rail power supplies offer all features required for industrial use in an incredible compact design.