


CX-440 SERIES Ver.2

Related Information	■ General terms and conditions..... F-7	■ Sensor selection guide..... P.271~
	■ CX-400 P.277~	■ Glossary of terms / General precautionsP.1455~ / P.1458~
	■ Korea's S-mark..... P.1506	



Refer to P.277~ of **CX-400** series Ver.2 for details of **CX-440** series Ver.2.

OPTIONS P.285~


SPECIFICATIONS P.287

I/O CIRCUIT AND WIRING DIAGRAMS ... P.290

SENSING CHARACTERISTICS ... P.291~

PRECAUTIONS FOR PROPER USE ... P.295~

DIMENSIONS P.298~



2% hysteresis - demonstrates power in level difference sensing and heterochromatic object stability sensing

Can sense differences as small as 0.4 mm **0.016 in.** with hysteresis of 2% or less **CX-441/443**

An advanced optical system provides sensing performance that is 2.5 times approx. than conventional models. Even ultra-small differences of 0.4 mm **0.016 in** can be detected accurately.

2.5 times the sensing capability!


Height differences of as little as 0.4 mm **0.016 in** can be detected at a setting distance of 20 mm **0.787 in**



Hardly affected by colors **CX-441/443**

Both black and white objects can be sensed at the same distances. No adjuster control is needed, even when products of different colors are moving along the production line.

30% higher sensing capability

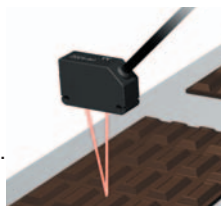


[The difference in sensing ranges is 1% or less between non-glossy white paper with a setting distance of 50 mm **1.969 in** and non-glossy gray paper with a brightness level of 5.]

ENVIRONMENTAL RESISTANCE

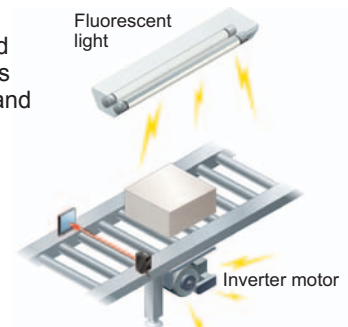
Strong against ethanol

A strong, ethanol resistant polycarbonate was used for the front and display covers. Safe even for installing near food processing machinery that disperses ethanol based detergents. The protection mechanism also conforms to IP67 (IEC).



Stronger noise resistance


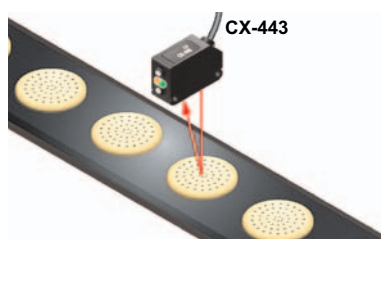
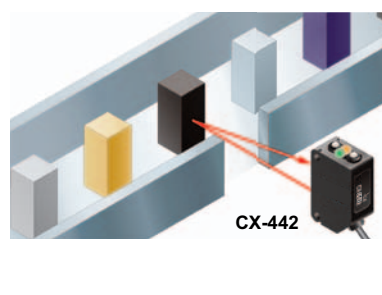
Significantly stronger against inverter light and other extraneous light as well as high frequency and electromagnetic noise.



Strong even in cold environments

Stable performance can be maintained even in environments of $-25\text{ }^{\circ}\text{C}$ **$-13\text{ }^{\circ}\text{F}$** .


- FIBER SENSORS
- LASER SENSORS
- PHOTOELECTRIC SENSORS
- MICRO PHOTOELECTRIC SENSORS
- AREA SENSORS
- LIGHT CURTAINS / SAFETY COMPONENTS
- PRESSURE / FLOW SENSORS
- INDUCTIVE PROXIMITY SENSORS
- PARTICULAR USE SENSORS
- SENSOR OPTIONS
- SIMPLE WIRE- SAVING UNITS
- WIRE- SAVING SYSTEMS
- MEASUREMENT SENSORS
- STATIC ELECTRICITY PREVENTION DEVICES
- LASER MARKERS
- PLC
- HUMAN MACHINE INTERFACES
- ENERGY CONSUMPTION VISUALIZATION COMPONENTS
- FA COMPONENTS
- MACHINE VISION SYSTEMS
- UV CURING SYSTEMS
- Selection Guide
- Amplifier Built-in
- Power Supply Built-in
- Amplifier-separated
- CX-400**
- CY-100**
- EX-10**
- EX-20**
- EX-30**
- EX-40**
- CX-440**
- EQ-30**
- EQ-500**
- MQ-W**
- RX-LS200**
- RX**
- RT-610**

APPLICATIONS**Small tablet detection****Thin biscuit detection****Passage confirmation of a different color object****FUNCTIONS****BGS / FGS functions make even the most challenging settings possible!**

For details on the operation of the BGS / FGS functions, refer to p.299 “**BGS / FGS functions**” of “**PRECAUTIONS FOR PROPER USE**” in CX-400 series Ver.2 pages.

The BGS function is best suited for the following case**Background not present**


When object and background are separated

BGS

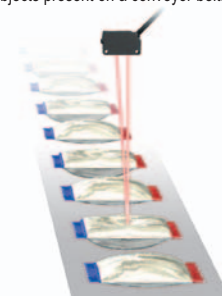
Not affected if the background color changes or someone passes behind the conveyor.

**The FGS function is best suited for the following case****Background present**

When object and background are close together
When the object is glossy or uneven

FGS

Unaffected by gloss, color or uneven surfaces when sensing objects present on a conveyor belt.



Caution : Please use the FGS function together with a conveyor or other background unit.

ORDER GUIDE

Type	Appearance	Sensing range	Model No.		Emitting element
			NPN output	PNP output	
Adjustable range reflective Small spot		2 to 50 mm 0.079 to 1.969 in	CX-441	CX-441-P	Red LED
		15 to 100 mm 0.591 to 3.937 in	CX-443	CX-443-P	
		20 to 300 mm 0.787 to 11.811 in	CX-444	CX-444-P	
			CX-442	CX-442-P	

NOTE: Mounting bracket is not supplied with the sensor. Please select from the range of optional sensor mounting brackets.

M8 plug-in connector type

M8 plug-in connector type is also available.

When ordering this type, suffix “-Z” for the M8 connector type to the model No. (e.g.) M8 connector type of **CX-441-P** is “**CX-441-P-Z**”.

FIBER SENSORS

LASER SENSORS

PHOTOELECTRIC SENSORS

MICRO PHOTOELECTRIC SENSORS

AREA SENSORS

LIGHT CURTAINS / SAFETY COMPONENTS

PRESSURE / FLOW SENSORS

INDUCTIVE PROXIMITY SENSORS

PARTICULAR USE SENSORS

SENSOR OPTIONS

SIMPLE WIRE-SAVING UNITS

WIRE-SAVING SYSTEMS

MEASUREMENT SENSORS

STATIC ELECTRICITY PREVENTION DEVICES

LASER MARKERS

PLC

HUMAN MACHINE INTERFACES

ENERGY CONSUMPTION VISUALIZATION COMPONENTS

FA COMPONENTS

MACHINE VISION SYSTEMS

UV CURING SYSTEMS

Selection Guide

Amplifier Built-in
Power Supply Built-in
Amplifier-separated**CX-400****CY-100****EX-10****EX-20****EX-30****EX-40****CX-440****EQ-30****EQ-500****MQ-W****RX-LS200****RX****RT-610**